Afentra

African Energy Transition

Value driven growth

Investor Meet Company Presentation

30 January 2025

Disclaimer

The information set out in this presentation and the accompanying verbal presentation including any question and answer session and any documents or other materials distributed with the presentation (the "Presentation") has been produced by Afentra plc (the "Company") as at the date of this presentation, and is being made available to recipients for information purposes only. This document does not constitute or form part of any offer or invitation to sell or issue, or any solicitation of any offer to purchase or subscribe for, any shares in the Company, nor shall any part of it nor the fact of its distribution form part of or be relied on in connection with any contract or investment decision relating thereto, nor does it constitute a recommendation regarding the securities of the Company. This presentation is subject to English law, and any dispute arising in respect of this presentation is subject to the exclusive jurisdiction of the English courts.

This presentation has not been verified, does not purport to contain all information that a prospective investor may require and is subject to updating, revision and amendment. The information and opinions contained in this presentation are provided as at the date of the Presentation and are subject to change without notice. In furnishing this document, the Company does not undertake or agree to any obligation to provide the attendees with access to any additional information or to update this presentation or to correct any inaccuracies in, or omissions from, this presentation that may become apparent.

No reliance may be placed for any purposes whatsoever on the information or opinions contained in this presentation or on its completeness. No representation or warranty, express or implied, is given by or on behalf of the Company, its directors, officers or employees or any other person as to the accuracy or completeness of the information or opinions contained in this presentation and no liability whatsoever is accepted by the Company or any of its members, directors, officers or employees nor any other person for any loss howsoever arising, directly or indirectly, from any use of such information or opinions or otherwise arising in connection therewith.

With respect to the United Kingdom, the information set out in this presentation has not been written or approved by an authorised person in accordance with Section 21 of the Financial Services and Markets Act 2000 ("FSMA"). It is considered by the Company that the communication of the Presentation will be exempt from the financial promotion restriction (as defined in Section 21(1) of FSMA, as amended) pursuant to Article 69 of the Financial Services and Markets Act 2000 (Financial Promotions) Order 2005 (the "Order"), as the Company's shares are admitted to trading on the London Stock Exchange's Alternative Investment Market (AIM). Any investment or investment activity to which this document relates is only available in the United Kingdom to such persons as are permitted under the Order ("Relevant Persons") and will be engaged only with such persons within the United Kingdom. Persons who are not (within the United Kingdom) Relevant Persons should not in any circumstances rely on this presentation. The contents of the Presentation are not to be construed as legal, business, investment or tax advice nor does it constitute a recommendation regarding any transaction. Each recipient should consult with their own legal, business, investment and tax adviser as to legal business, investment and tax advice. By receiving the presentation you acknowledge that you will be solely responsible for your own assessment of the market and the market position of the Company and that you will conduct your own analysis and be solely responsible for forming your own view of the potential future performance of the Company's business.

This presentation is not for publication, release or distribution directly or indirectly in nor should it be taken or transmitted, directly or indirectly into the United States, Australia, Canada, Japan or South Africa or any other jurisdiction where to do so would constitute a violation of the relevant laws of such jurisdiction.

Certain statements, beliefs and opinions in this presentation, are forward-looking, which reflect the Company's or, as appropriate, the Company's directors' current expectations and projections about future events. By their nature, forward-looking statements involve a number of risks, uncertainties and assumptions that could cause actual results or events to differ materially from those expressed or implied by the forward- looking statements. These risks, uncertainties and assumptions could adversely affect the outcome and financial effects of the plans and events described herein. Forward-looking statements contained in this presentation regarding past trends or activities should not be taken as a representation that such trends or activities will continue in the future. The Company does not undertake any obligation to update or revise any forward-looking statement, whether as a result of new information, future events or otherwise. You should not place undue reliance on forward- looking statements, which speak only as of the date of the Presentation.

By attending the Presentation or by accepting this document in any other way you agree to be bound by the foregoing provisions

Creating a New African Independent

Initial transactions delivering production, cashflow and reserves

May 2021	Apr & Jul 2022	July 2023	May 2024	Dec 2024
Formation of Afentra	**Foundational Transactions** SPAs with Sonangol & INA	**3rd Production Deal** SPA with Azule Energy	**Azule Completion**	**Net Cash Positive**

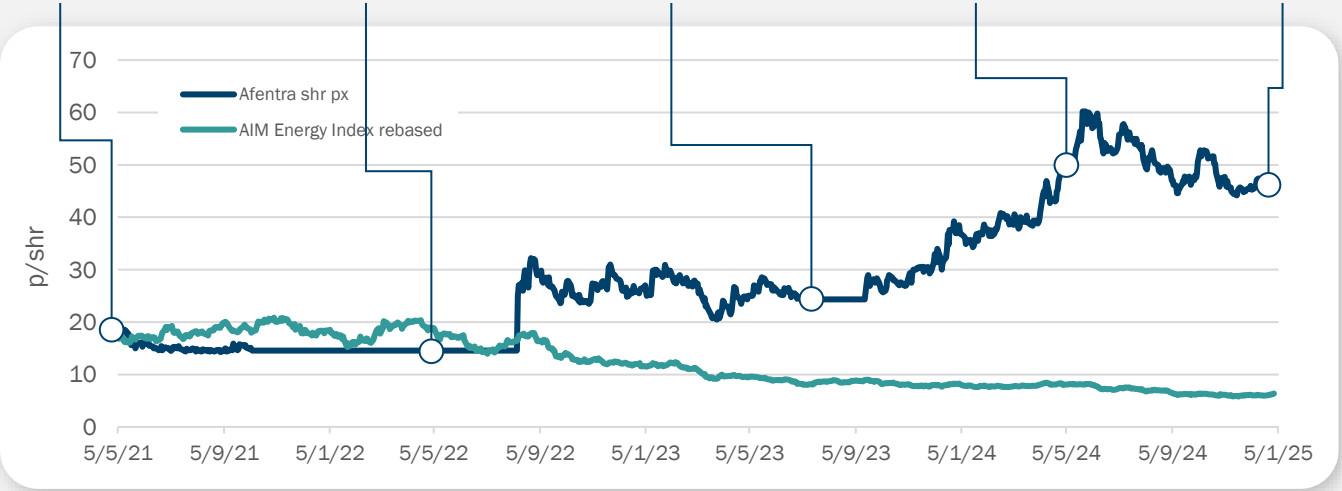

~6,200 bopd[1]
Net Production

32 mmbo[2]
Net 2P Reserves

Key Elements

- Established company with clear vision and growth strategy
- Focused on delivering value from accretive transactions & existing assets
- ESG integrated within all activities
- Shareholder value a core priority – zero equity dilution to date
- Successfully transacted with NOC/IOC proving credible counterparty status
- Initial deals create platform for future growth ambitions
- Targeting Angola & West African markets for further value-accretive opportunities

[1] 1 January to 31 December net average production from B3/05 (30%) and B3/05A (21.33%).
[2] Reserves as per YE 2023. CPR for 2024 in progress with results in February 2025 and expected to deliver an increase in 2P reserves.

Proven Ability to Deliver Value Through Smart Deal Making

Value Evolution Since Inception ($m)[1]

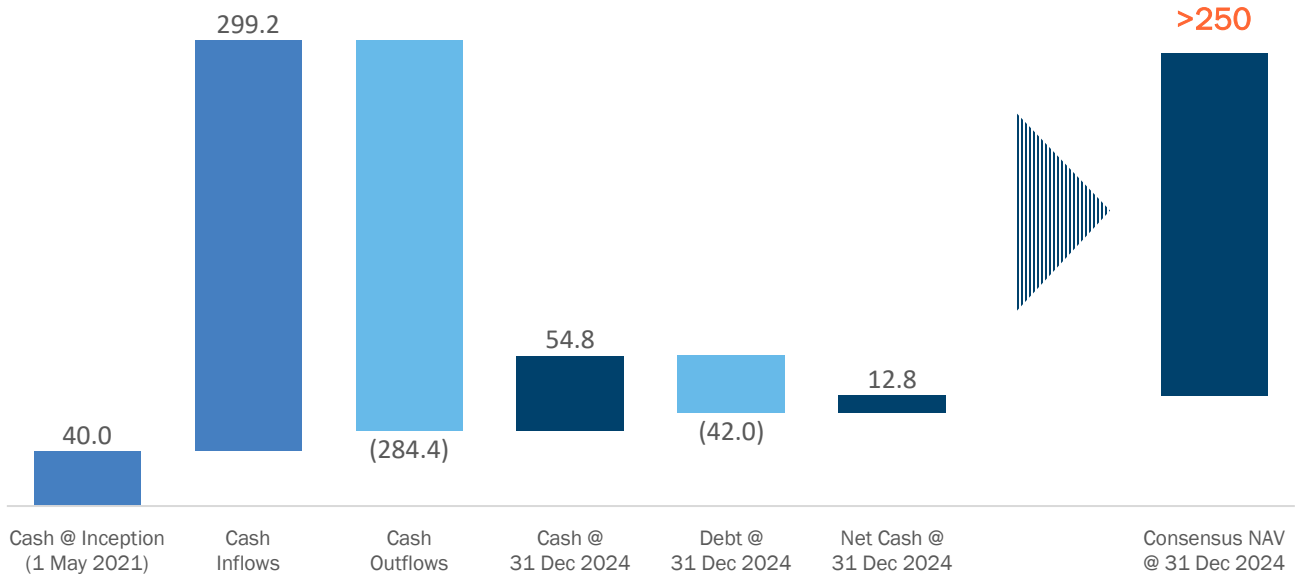

$54.8m
Cash Balance YE 2024

Net 52 mmbbls
2P + 2C Reserves and Resources[1]

~$87m @ $82/bbl
Asset Cash Generation in 2024

- Proven business development capabilities with an established track record of value creation
- Strong relationships in capital markets to access required financing
- Highly experienced in-house legal and commercial teams capable of negotiating complex agreements
- Robust treasury management systems in place to manage company liquidity

[1] Reserves & resources as per YE 2023. CPR for 2024 in progress with results in February 2025 and expected to deliver an increase in 2P reserves.

2024 Net Cash Flow Reconciliation ($m)

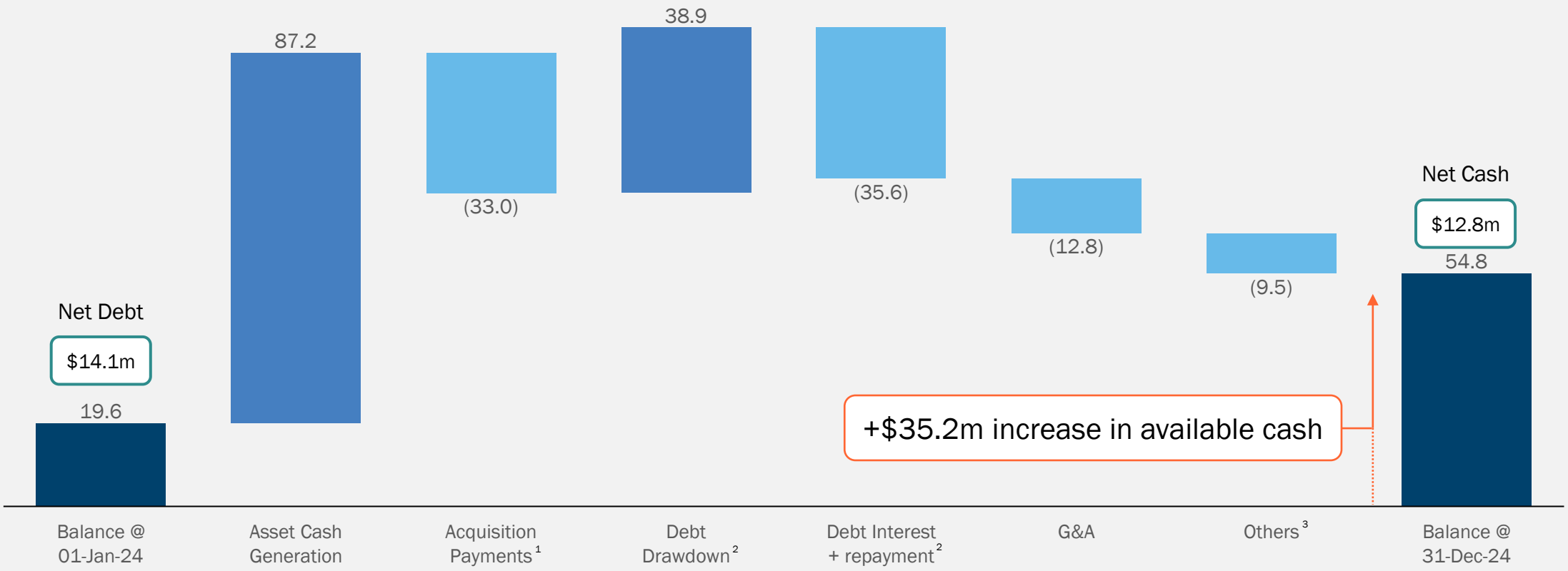

$35.2m net cash increase delivered in 2024, driven by strong sales, disciplined spending whilst completing our third transaction

[1] Acquisition payments include Azule completion payment and contingent consideration payments.
[2] Includes RBL and WC facilities.
[3] Includes Offtake fees, Hedging, New venture expenditure.

Actively Managing Lifting & Hedging Programmes

2025 Lifting & Hedging Schedule

Executing long-term hedging strategy

Feb-25	Q2 25	Q3 25	Q4 25
70% hedged 70% puts ranging $60 - $65/bbl 43% calls ranging $80 – $89/bbl	70% hedged 70% puts ranging $60 - $65/bbl 45% calls ranging $80 – $84.5/bbl	64% hedged 64% puts ranging $60 - $65/bbl 44% calls ranging $81 – $82.5/bbl	35% hedged 35% puts at $60/bbl 35% calls at $84/bbl
470,000	500,000	500,000	500,000

Estimated liftings (bbls)

2024 Outcomes

- Crude oil sales for totaled 2.27 million bbls.
- Average realized price for crude sales was $82/bbl.

2025 Programme

- Anticipating four liftings evenly distributed throughout the year.
- Estimated crude oil sales of around **2 million bbls**.
- Afentra proactively hedges on an ongoing basis and seeks to secure best available downside protection for up to 70% of each cargo, whilst maintaining significant upside exposure to commodity price.

Proactive cash flow management through consistent hedging in 2024 sets foundation for steady 2025 performance

Debt Profile & Working Capital Facility

RBL Debt Maturity Profile

Facility	Amount drawn ($m)		Rate	Maturity
	Dec-23	Dec-24		
RBL	33.6	42.0	3m SOFR + 8%	May 28

RBL Principal Maturity Profile ($m)

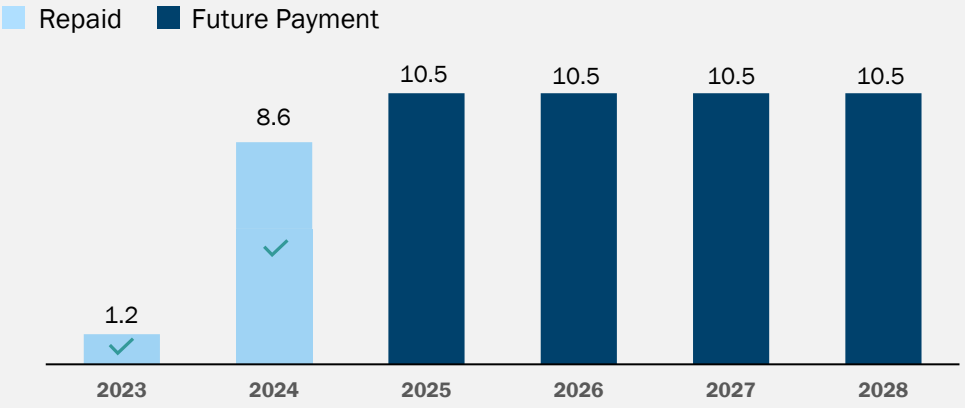

Working Capital Facility

- Up to **$30 million revolving facility** with a 5-year tenor.
- **4.75% margin over 1-month SOFR.**
- Payable using proceeds from liftings.
- Proceeds receivable **30-35 days** after lifting date.

Cash Flow Optimization:
Facilities structured to align with operational cycles and maximise liquidity.

Strategic Growth:
Supports adaptability and readiness for future opportunities.

Our RBL and working capital facilities provide maximum financial flexibility to support growth, optimize cash flow and pursue future strategic opportunities

Financial Priorities

Balancing Growth, Flexibility, and Shareholder Value

Invest in Current Assets to Drive Production Growth

- Prioritise investment in existing producing assets to increase output and enhance cash flow generation.
- Focus on operational efficiencies and redevelopment opportunities to unlock additional value.

Preserve Cash for Strategic Growth Opportunities

- Maintain a strong cash position to capitalize on accretive M&A opportunities, particularly in a weaker oil price environment.
- Leverage our balance sheet to grow the business without relying on equity markets.

Shareholder Returns: Optionality for the Future

- Returning cash to shareholders through buybacks or dividends remains an option as the business matures.
- Preserving cash ensures we can fund accretive M&A without equity dilution, safeguarding long-term shareholder value.

Debt Management: Strategic Flexibility Over Repayment

- Current debt provides financial flexibility to support future accretive growth.
- While repayment remains an option, our focus during this growth phase is on utilizing debt to fund strategic opportunities.

Our disciplined approach ensures the right balance of growth, flexibility, and delivering shareholder value over the long term.

World-Class Shallow Water Assets

Diversified Portfolio

9 fields
3 undeveloped discoveries
17 installations
157 wells

Scale of the Prize

3.5 billion bbls
oil in place

Block 3/05 (30%)

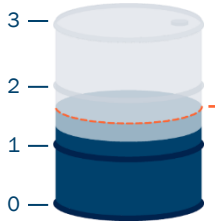

- **>3** billion bbls
- **42%** Recovery to date
- **108** mmbo 2P[1]

Targeting: **>50%** recovery **~250** mmbo

Block 3/05A (21.33%)

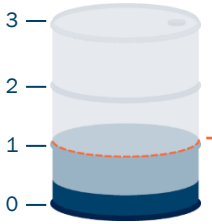

- **300** million bbls
- **1%** Recovery to date
- **33** mmbo 2C[1]

Targeting: **>30%** recovery **~90** mmbo

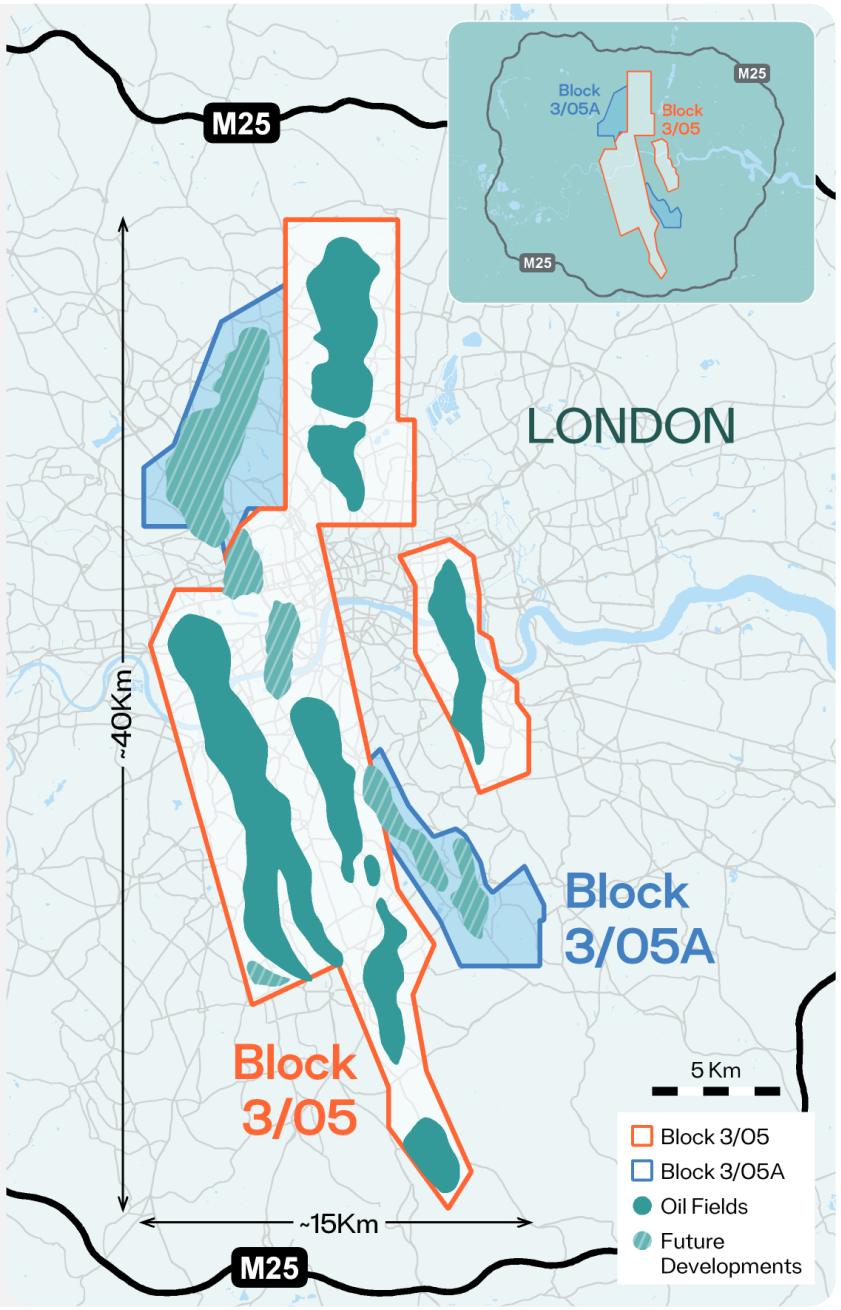

Vast underdeveloped asset with substantial potential to replace reserves, increase recovery whilst reduce emissions

[1] Reserves as per YE 2023. CPR for 2024 in progress with results in February 2025 and expected to deliver an increase in 2P reserves.

Delivering Material Organic Growth

Stabilise and Sustain Production

Optimise Operational Wells and Infrastructure

Increase Recovery through Infill Drilling

Develop Satellite Discoveries

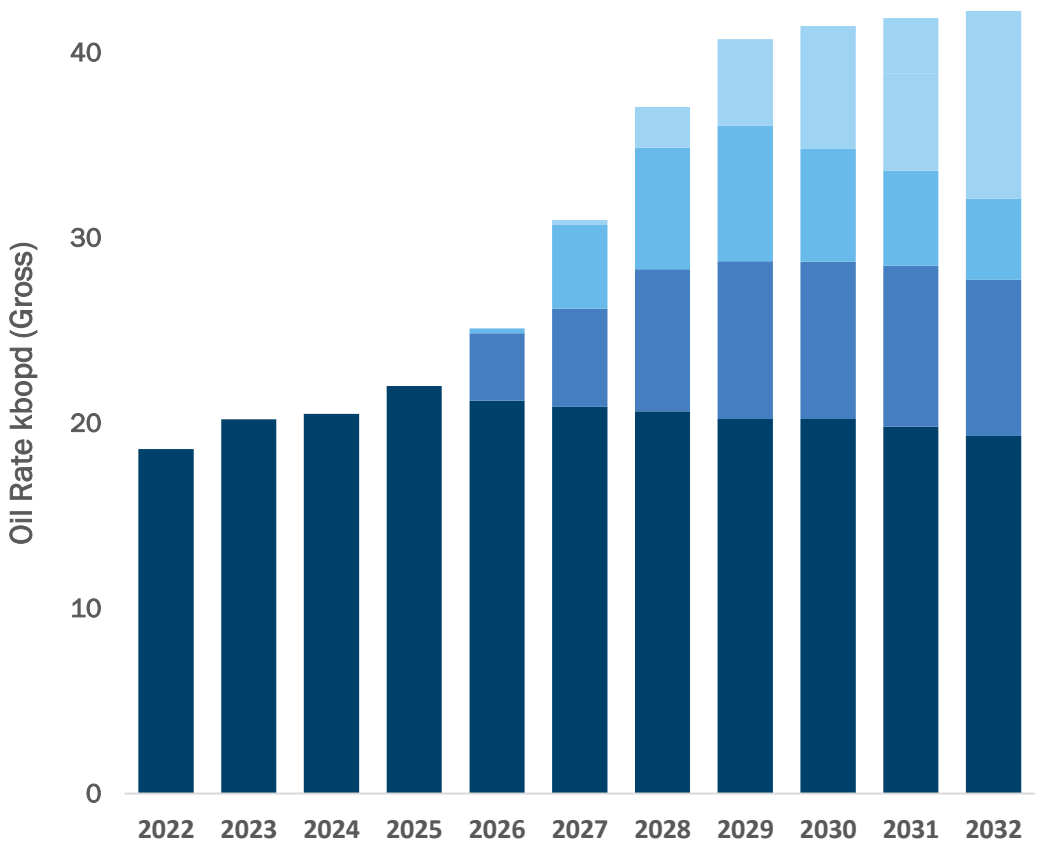

Illustration of future production potential based on management estimate. Actual production 2022 to 2024

Stabilise & Sustain Production

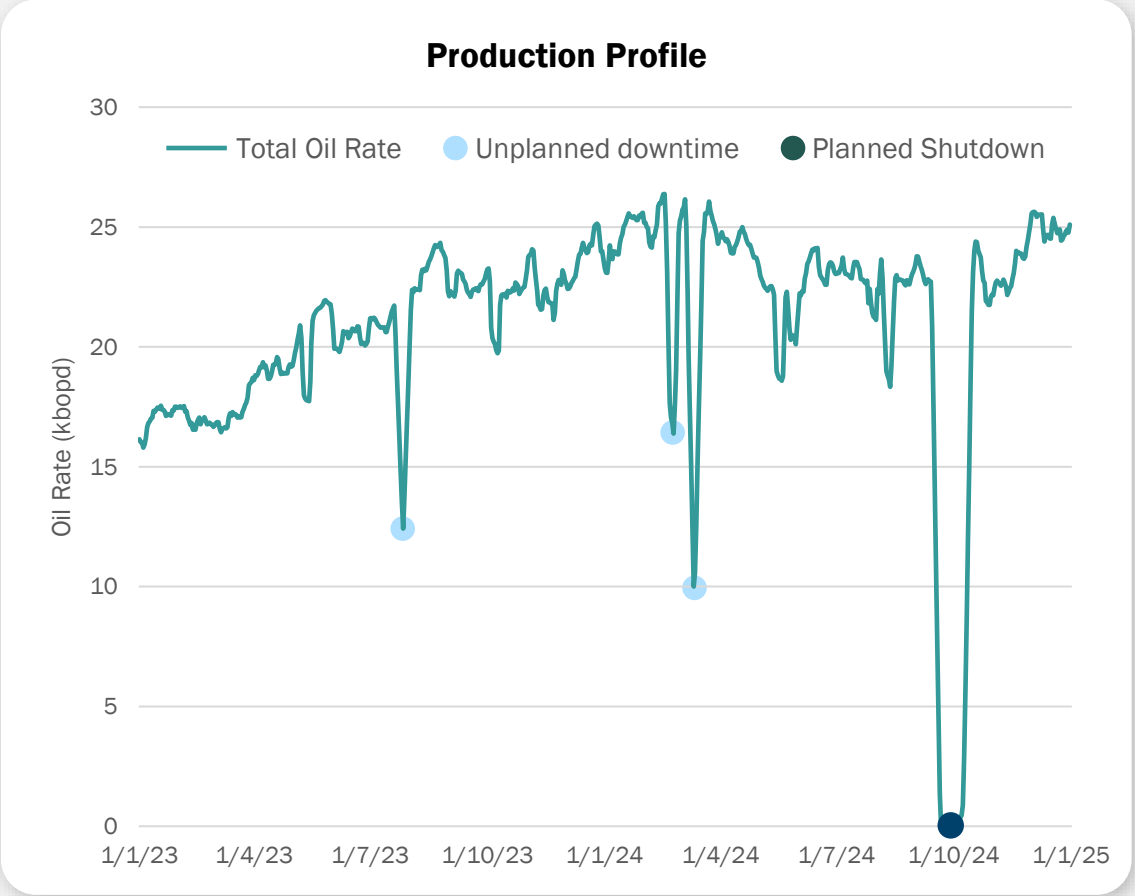

Field Management

- Zero LTIs; Uptime 87% in 2024
- Facility upgrades & FSO recertification
- Power upgrades campaign ongoing

Water Injection

- Upgraded filters, pumps, metering system
- Injection rates over 80,000 bwpd achieved
- Now positioned for 2025+ injection ramp-up

Well Works

- 40 LWI's delivered in 2024
- Further 40+ LWI's planned in 2025
- Preparing for rig related activity in 2026

Emissions

- Gas flare meters installed in 2024
- Gas export feasibility studies underway
- Targeting zero routine flaring

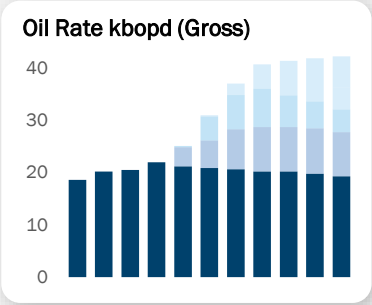

2024

Opex

~$23/bbl

LifeExtension[1]

~$40m

Capex[1]

~$110m

2024 'Stabilise and Sustain' program enhanced facility reliability, increased production and delivered significant injection improvements

[1] Both the Life Extension and Capex figures are presented on a gross basis. The Life Extension refers to a three-year investment programme to upgrade infrastructure facilities.

Optimise Operational Wells & Infrastructure

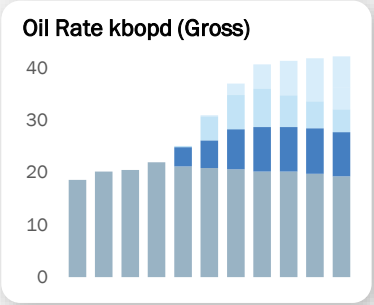

Portfolio of 157 wells

- 45 production wells
- 17 injection wells
- 95 inactive wells

Further wells to be reactivated in 2025

Light Well Interventions

- 2025: 40+ planned combination of acid treatments, reperforations, water shut-offs
- $300 - 500k per LWI due to cost optimization
- Payback <8 weeks @ $75/bbl

Gas lift

- 2024: Completed 7 gas lift well improvements
- 2025: Focus shifted to gas compression & network optimization
- Payback <10 weeks @ $75/bbl

Heavy Workovers

- 2025: Project identification, feasibility and planning underway
- 2026: Workover Execution
- $14m per activity
- Payback < 2 years @ $75/bbl

ESPs

- 2024: ESP Feasibility Study completed
- 2025: Planning underway for initial installation in 2026
- $15m per activity
- Payback 2-3 years @ $75/bbl

LWI programme delivered >2,000 bopd uplift. Focus now shifts to heavy workover programme.

Illustration of future production potential based on management estimate.

Increase Recovery Through Infill Drilling

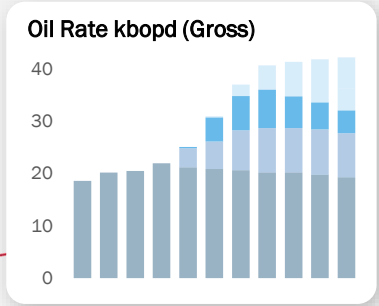

Opportunity

- No infill wells drilled for **> 10 years**
- Over **20** opportunities identified

Next Steps

- Pacassa SW maturing as near-term drilling target
- Working through selection of candidates on Palanca, Impala SE and Impala
- Initial phase of drilling planned to start in 2026

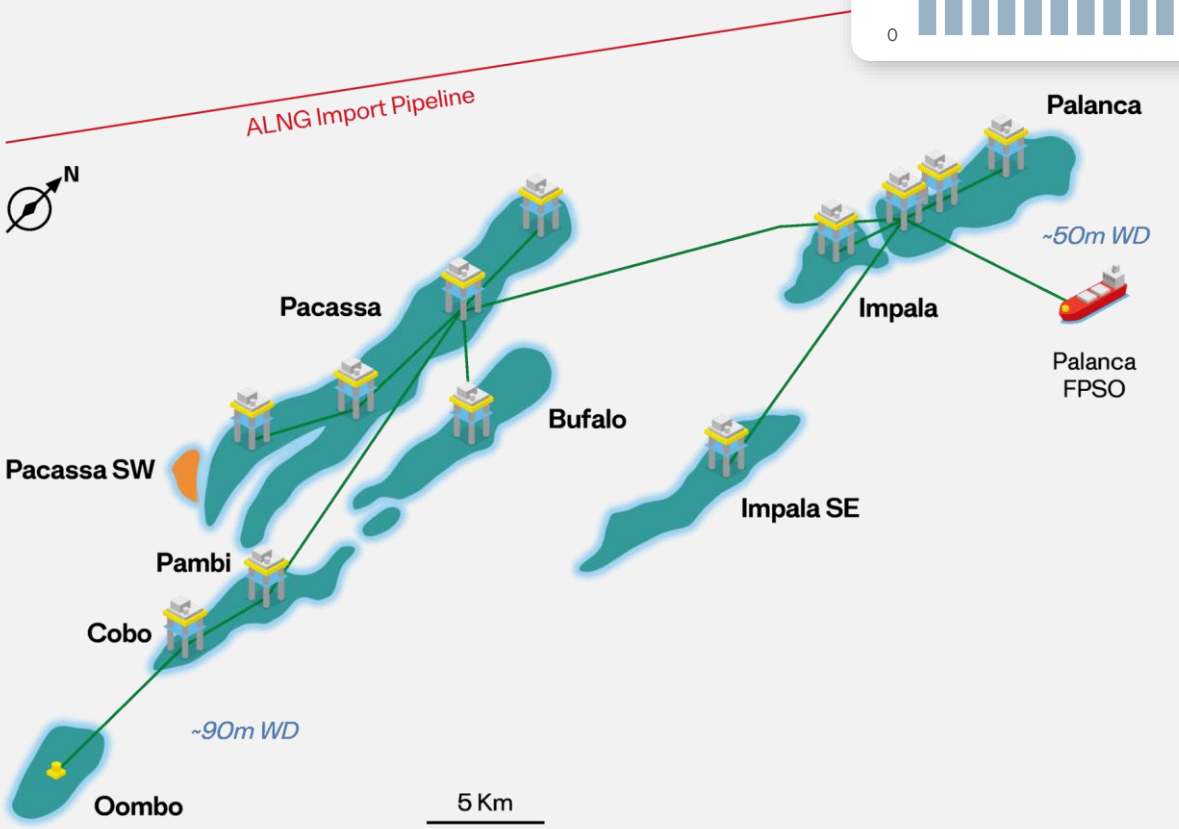

Multiple phases of Infill Drilling can potentially add 500-2,000 bopd per well

Illustration of future production potential based on management estimate.

Develop Discoveries & Near Field exploration

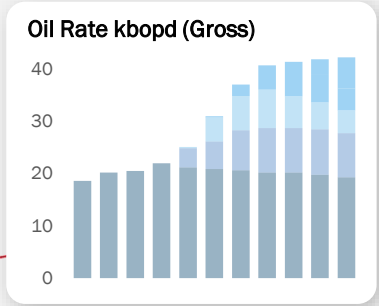

Opportunity

- Incremental production from discoveries & near-field exploration with significant OIIP
- > 300 mmbo (3/05A)
- > 100-200 mmbo (3/05)

Next Steps

- Investment in Long Lead Items for rig activity in 2026
- Additional Gazela production well under review
- Punja, Caco & Bufalo Norte developments form part of integrated gas management study
- Ranking further opportunities for phasing capex and maximize gas commercialisation

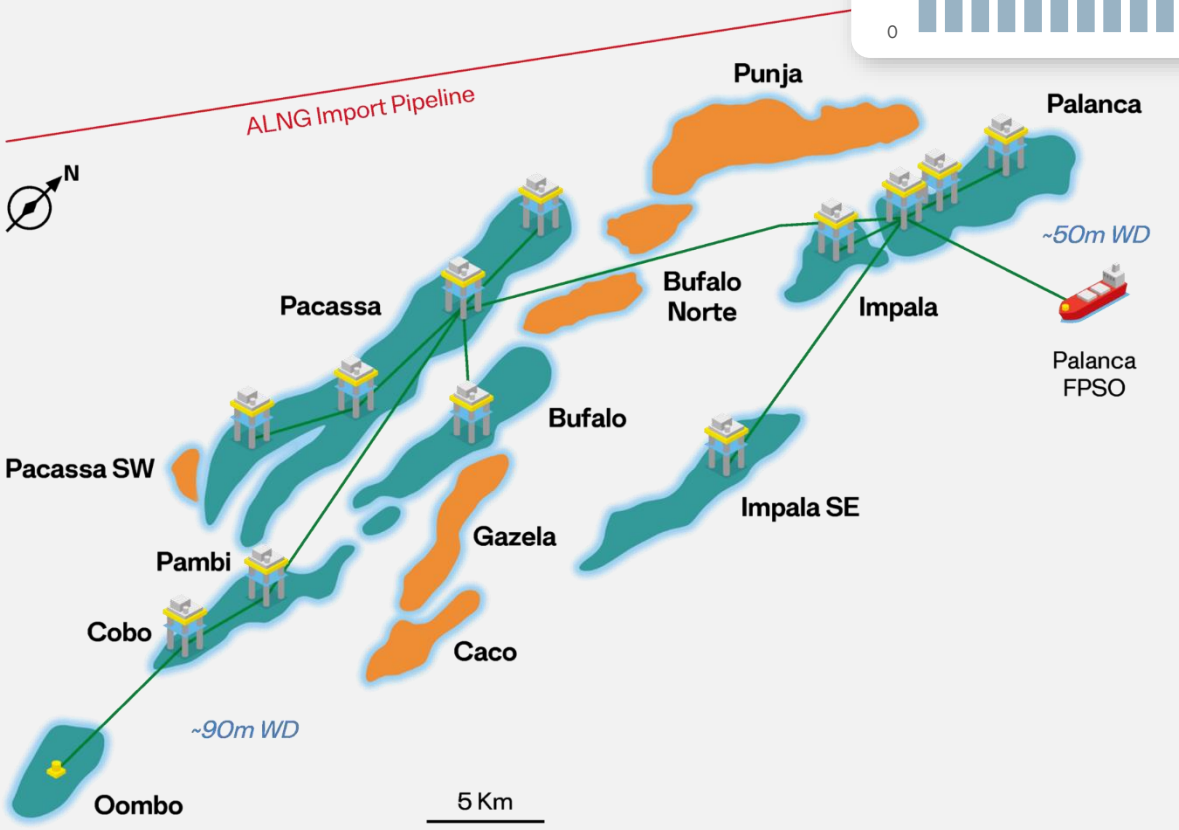

Satellite discoveries can deliver up to 10,000 bopd through phased development

Illustration of future production potential based on management estimate.

Delivering Material Organic Growth

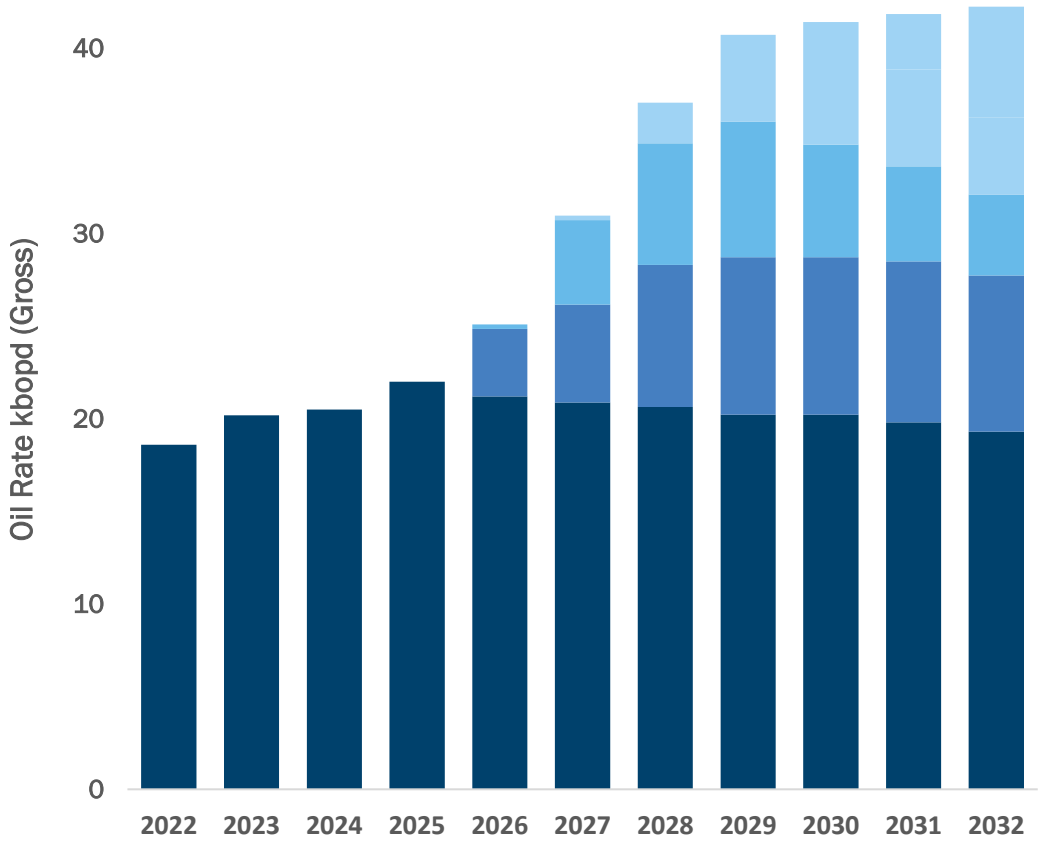

- Stabilise and Sustain Production
- Optimise Operational Wells and Infrastructure
- Increase Recovery through Infill Drilling
- Develop Satellite Discoveries

Phased approach to control capital requirements
Delivering cash flow while reducing emissions

Illustration of future production potential based on management estimate. Actual 2022 to 2024. Profile excludes Gas production

Significant Onshore Potential

Rejuvenation of existing & abandoned basin

1960s/70s
Basin produced over 15,000 bopd in the 1960's & 1970'

1980s/90s
Onshore activities ceased during Angolan civil war

2000s
After civil war focus on offshore oil field development & production

2020s
Shift to rejuvenate onshore opportunities to offset declining offshore production

Kwanza Opportunity

- Under-explored basin covering 25,000 km^2
- 11 fields discovered; largest >200 MBO OIIP
- Opportunity to apply modern technology

Selected for 2 blocks

- **KON-19** (**45%**, ACREP Op.): Licence award signed
- **KON-15** (**45%,** Sonangol Op.): Awaiting Government decree

- Commenced eFTG acquisition in 2024
- Reviewing further potential in basin

Low-cost entry with significant potential upside

Near & Long-term Avenues for Growth

Maximise Value from Core Assets

- Optimising existing base production
- Increasing recovery through well works and infill drilling
- Further life extension through future development of satellites & near field exploration

Build on achievements in Angola

- Leverage relationships and first mover position
- Onshore licenses signed or awaiting decree
- **15 Bn bbls** of discovered resources provide significant opportunity to secure further material assets

African M&A beyond Angola

- Broad regional network and relationships
- Pursue further M&A opportunities in West Africa
- Target assets with cash flow, proven reserves and unrealised upside

West African Oil Producing Countries

2024 Production

>5mmbl/d

LIFE OF DISCOVERED / DEVELOPED RESOURCES

>10 years

MATERIAL OIL & GAS RESOURCES (BOE)

~100Bn

Wood Mackenzie 2024

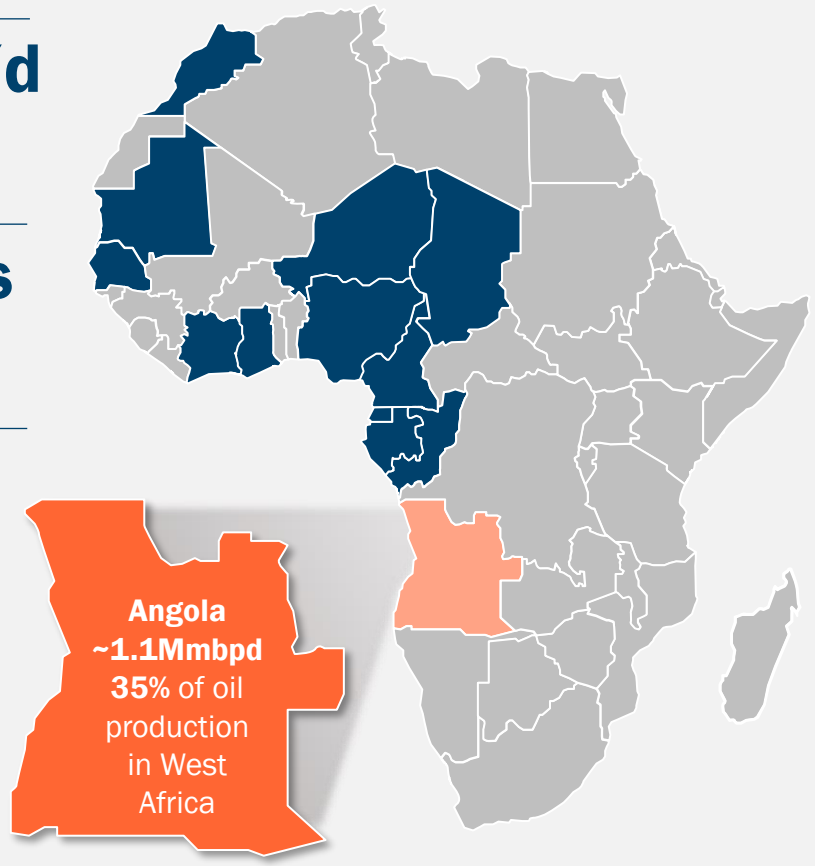

Value & Growth Proposition

Assembled portfolio with significant upside potential to be realised over coming years

Alignment with partners as we seek to optimise production and reduce emissions profile

Strong, sustainable cash flow from producing assets, while actively investing to grow production

Keen focus on balance sheet strength & value creation

Well positioned to capitalise on compelling opportunities in Angola by leveraging first mover advantage

Recent acquisitions provide platform for more ambitious growth objectives in Africa

Afentra is an independent oil & gas company positioned to take advantage of the African energy transition and grow a portfolio of high quality, cash generating assets

APPENDIX

Strengthened Board and Team

Deep experience and expertise across Africa

Paul McDade
Chief Executive Officer

Joined 2021

Paul's 35 years within the international Oil & Gas business has provided him with a rich and diverse set of relevant experiences. From his early international experience in challenging operational, social, security and safety environments, to his 19 years as COO and then CEO of Tullow Oil, he has essential first-hand experience of what is required to build a successful African-focused, responsible oil & gas company. His strong focus on delivering stakeholder value, shared prosperity, environmental performance and strong governance, coupled with his understanding of the role that Oil & Gas has to play in both the global and African energy transitions, makes him the ideal leader to deliver Afentra's ambitious growth strategy, a company that will have stakeholder objectives and ESG embedded at its core.

Ian Cloke
Chief Operating Officer

Joined 2021

Ian has over 25 years experience of working in international Oil & Gas with a proven track record of delivering operational, technical and commercial results. His focus and background of deploying innovative technologies across global upstream has delivered significant value for all stakeholders. As EVP at Tullow Oil, he led multi-cultural and diverse teams delivering operations safely and at pace across Africa and South America, from remote onshore to ultra deepwater, effectively managing risk and social-environmental sensitivities whilst embedding strong financial discipline. He has first-hand experience in making a difference in countries having discovered and delivered commercial oil & gas in Uganda, Kenya and Guyana. Having lived and travelled throughout Africa, he has enjoyed the full spectrum of life and business on the continent, making him an ideal founding partner and COO of Afentra.

Anastasia Deulina
Chief Financial Officer

Joined 2021

Anastasia's multicultural upbringing and over 20 years of working in the energy sector within global, tier-1 investment banks, private equity and corporates has given her extensive experience in strategy development, deal origination, structuring and execution, M&A and business transformation. Her primary focus is always on driving sustainable business growth that has a visible positive impact on the bottom-line. This, along with her significant prior board experience, both as a NED and committee member, and her strong global business development and financial network means that Anastasia provides expert leadership as Afentra's CFO.

Jeffrey MacDonald
Chairman

Joined 2021

Jeffrey MacDonald was a former managing director with private equity firm, First Reserve, with responsibility for investment origination, structuring, execution, monitoring and exit strategy, with particular emphasis on the oil & gas sector. Before joining First Reserve, he was a founder and CEO of Caledonia Oil & Gas Ltd., a U.K.-based exploration and production (E&P) firm, and a founding member and managing director of Highland Energy Ltd. Most recently he held the position of Interim CEO and, prior to that, Non-Executive Director of Kris Energy

Gavin Wilson
Non-Executive Director

Joined 2021

Gavin Wilson has held the position of Investment Director at Meridian Capital Limited, a Hong Kong based international investment firm, for over a decade, managing an Oil & Gas portfolio focused on world-class assets in emerging markets. Mr Wilson founded and managed, for over seven years, two successful investment funds - RAB Energy and RAB Octane. Previously he was Managing Partner of Canaccord Capital London's Oil & Gas division, responsible for Sales and Corporate Brokering/Finance.

Thierry Tanoh
Non-Executive Director

Joined 2023

Thierry Tanoh is an experienced senior director with global experience, a strong track record in both public and private sectors and has held senior positions within African Government ministries. Relevant experience includes various roles within International Finance Corporation (IFC) as Vice President within the Senior Executive Team and a member of IFC's credit committee based in Washington, and Director of Sub-Saharan Africa based in Johannesburg. Following 12 years with IFC, Mr Tanoh was appointed as CEO of Ecobank Group, a pan-African banking conglomerate with banking operations in 33 African countries. Following his departure in 2014, Mr Tanoh was appointed a member of the office of the President of the Republic of Cote d'Ivoire, serving initially as Minister, Deputy Chief of Staff before being appointed as Minister for Oil, Energy and Renewable Energies between 2017-18.

Wider Afentra Team

Highly experienced individuals across technical, commercial, legal and finance disciplines

Delivering an Industry Transition in Angola

UK

1993 ---------- 30 Years ----------> **2023**

1.9 Mmbopd Production

~25 Bn Reserves & Resources (boe)

> 70% Production from IOC's

North Sea Industry Transition

> 150 Transactions

~ $50 Billion Value of Transactions

- Majority of production today managed by Independents
- Improved Recovery
- Life Extension of Assets
- Increased Reserves & Resources
- Value creation for shareholders

Angola

2023

1.1 Mmbopd Production

~15 Bn Reserves & Resources (boe)

~ 95% Production from IOC's/NOC's

Positive Investment Environment

- Stable Government focused on reforms
- O&G industry core to Angolan economy
- Improved fiscal environment
- Abundant resources & opportunity pipeline

Opportunity for Afentra

- First mover advantage
- Partner with local companies
- Deploy operating expertise
- Supporting energy transition

Source: IHS Markit and Mergermarket Data.

Value Driven Deal Making

Transaction Timeline (Effective Date)	INA (Sep-21)	Sonangol (Apr-22)	Azule Energy (Oct-22)	Aggregate
Upfront Consideration	$12.0m	$56.5m	$48.5m	$117.0m
Adjustments[1]	$16.8m	-	($4.3m)	$12.5m
Asset Cashflow Contribution[2]	($1.8m)	($35.4m)	($15.8m)	($53.0m)
Net Completion Payment	$27.0m	$21.1m	$28.4m	$76.5m
Stock Entitlement (bbls)	207,868	158,691	480,000	846,559
Stock Value Inherited @ Completion[3]	~$18.3m	~$13.5m	~$40.2m	~$72.0m

Further contingent payments

- INA Transaction
  - Block 3/05 - up to $2m subject to oil price hurdles[4]
  - Block 3/05A up to $5m subject to future developments[5]
- Sonangol Transaction
  - Up to $31.5m over 9 years, paid as $3.5m per annum, subject to oil price and production hurdles[6]
- Azule Transaction
  - Block 3/05 contingent of up to $14m over 2 years, subject to oil price hurdles[7]
  - Up to $15m subject to Block 3/05A future developments[8]

[1] Relates to materialised contingent considerations, working capital adjustments and interests accumulated from effective date to completion date.
[2] Asset cashflow generation from effective date to completion, comprising crude oil sales less PIT and cash calls paid.
[2] Stock value computed based on realized oil prices of $88/bbl for INA, $85/bbl for Sonangol and $84/bbl for Azule.
[4] Calculated as 30% share of revenue upside above Brent price of $65/bbl with an annual cap of $2m.
[5] Subject to development of existing discoveries and a minimum Brent price of $65/bbl.
[6] Brent price threshold of $65/bbl and requires minimum gross annual production of 15 kbopd.
[7] Payable as $0.15m per incremental unit of Brent between $75/bbl and $121.7/bbl.
[8] Subject to development of existing discoveries and a minimum Brent price of $75/bbl.

Block 23: Highly Prospective Exploration & Appraisal Asset

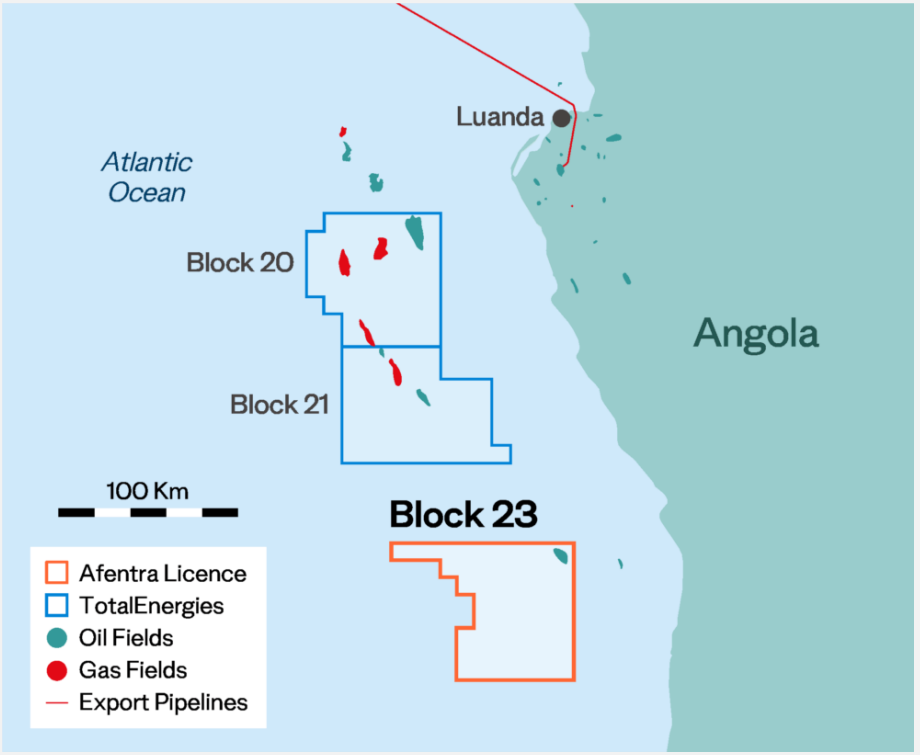

Block 23

Company	Interest
Sonagol (Operator)	60%
Afentra	40%

Large Block located in the Kwanza Basin with a working petroleum system

- 40% non-operated interest
- Almost 5,000 km^2 in water depths from 600 to 1,600m
- In proximity to TotalEnergies Kaminho future deepwater development

Contains Azul oil discovery. First deep-water pre-salt discovery in Kwanza basin in 2012

- Small oil discovery in pre-salt carbonates tested at a flow rate of 3-4,000 bopd of light oil
- Further follow-up prospectivity mapped on block in pre-salt and post-salt

95% of Exploration Block is un-explored

- Proven pre-salt petroleum system with potential to further de-risk using advanced geophysics and un-explored post-salt prospectivity
- Work program to re-process 3D seismic and recommend appropriate strategy forward

Odewayne Block, Somaliland

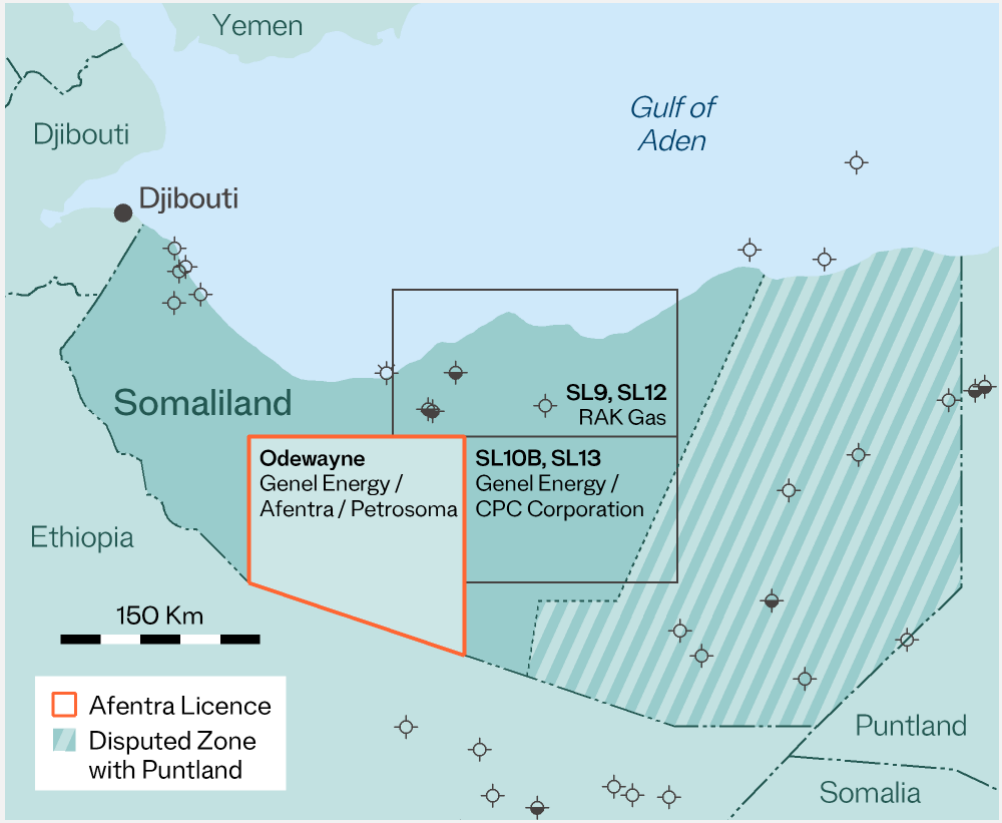

Odewayne Block

Company	Interest
Genel Energy Somaliland Limited (Operator)	50%
Afentra (East Africa) Limited	34%
Petrosoma Limited	16%

- Company is fully carried by Genel ensuring no cost impact forward
- 2D geophysical survey acquired in 2017. Reprocessed in 2019, integrated with field data and legacy geological field studies
- In 2023 geochemical analysis of seeps and Bahadhamal water well identified Upper Jurassic as likely source rock
- Operator undertaking a number of work streams including reprocessing a subset of 2D seismic lines across the block and executing an eFTG feasibility study
- When complete the JV partnership to develop an appropriate forward work program to further evaluate the licence prospectivity
- Our objective is to establish appropriate value that can be realised from the Odewayne license in parallel with delivering revised growth strategy

Partnerships for Success

Partnership Model

- Strategic alignment on asset outlook and sustainability agenda
- Aligning with operators with proven capabilities
- Materiality of interest to ensure relevance and influence
- Influence through leveraging of technical expertise
- Partner credibility and ability or all partners to fund exposure to work programme
- Strong operating capabilities within the group, when operating partner

Sonangol

ACREP Angolan E&P Company

MAUREL & PROM

etu energias

AZULE ENERGY

ANPG AGÊNCIA NACIONAL DE PETRÓLEO, GÁS E BIOCOMBUSTÍVEIS

Afentra adopts a technical led approach that adds value to the operator and wider partnership by presenting initiatives that maximise asset value

History of the Asset

3/05

- Initial development phase 1983 – 1997 by ELF/Total
- Sonangol P&P operator since 2005
- Located 37km offshore, 60-100m water depth
- 4 processing platforms and 17 support structures
- First oil 1985 from Palanca
- Peak oil production ~ 200,000 bopd in 1998
- Peak water injection ~365,000 bwpd in 1999
- Water injection curtailed in 2015, restarted late 2020
- Last infill campaign closed out in 2010 (Pacassa)

3/05A

- First oil from Gazela field in 2015
- Wellbore shutdown in 2017
- Production restored March 2023

Palanca terminal

- Floating storage and offloading facility 'FSO' sales point with a maximum storage capacity of ~2 mmbbls

Impala
First Oil: 1992
STOIIP: 60 mmbbls
RF at 19%

Palanca
First Oil: 1985
STOIIP: 587 mmbbls
RF at 47%

Pacassa
First Oil: 1986
STOIIP: 1103 mmbbls
RF at 46%

Pambi
First Oil: 1995
OIP: 170 mmbbls
RF at 31%

Cobo
First Oil: 1993
OIP: 396 mmbbls
RF at 43%

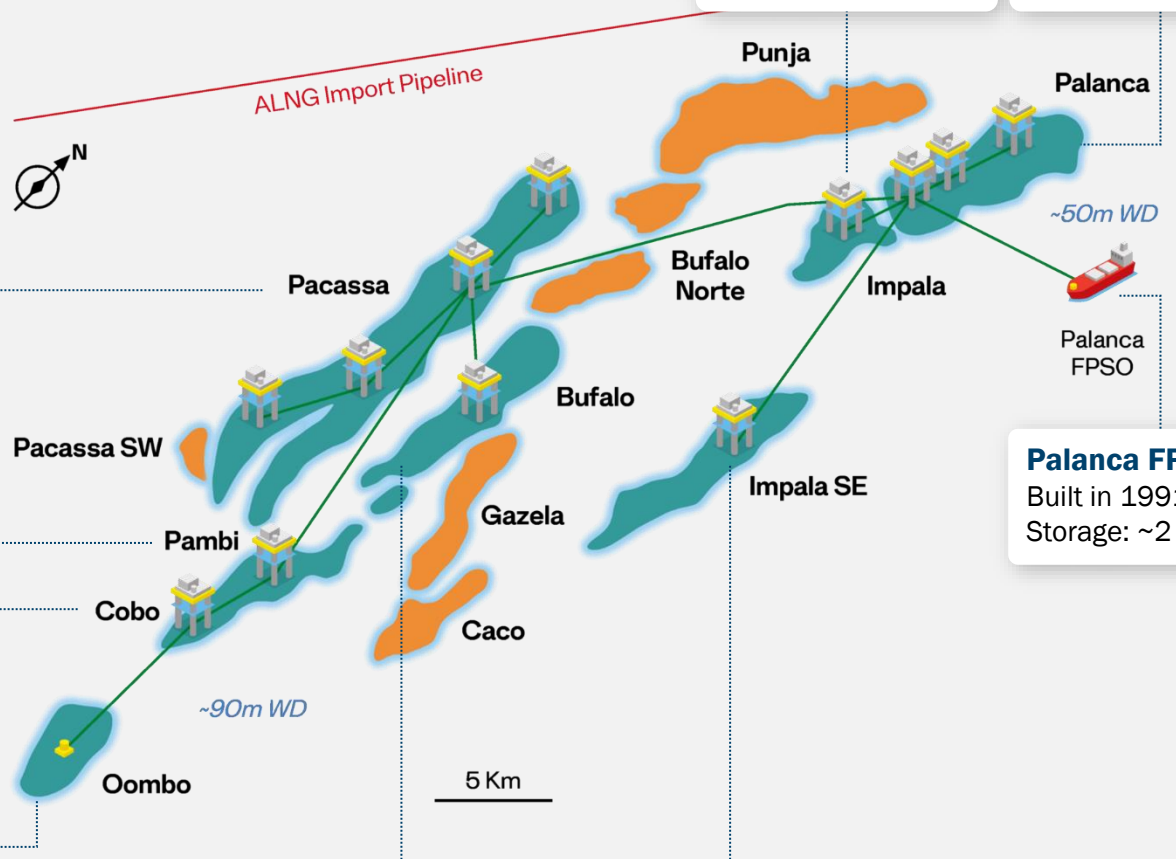

Palanca FPSO
Built in 1991
Storage: ~2 mmbbl

Oombo
First Oil: 1997
STOIIP: 163 mmbbls
RF at 42%

Bufalo
First Oil: 1988
STOIIP: 358 mmbbls
RF at 40%

Impala SE
First Oil: 1988
STOIIP: 320 mmbbls
RF at 38%

RF % as at 30 June 2023 - CPR

Production Sharing Contract (PSC) Mechanics

Schematic Representation

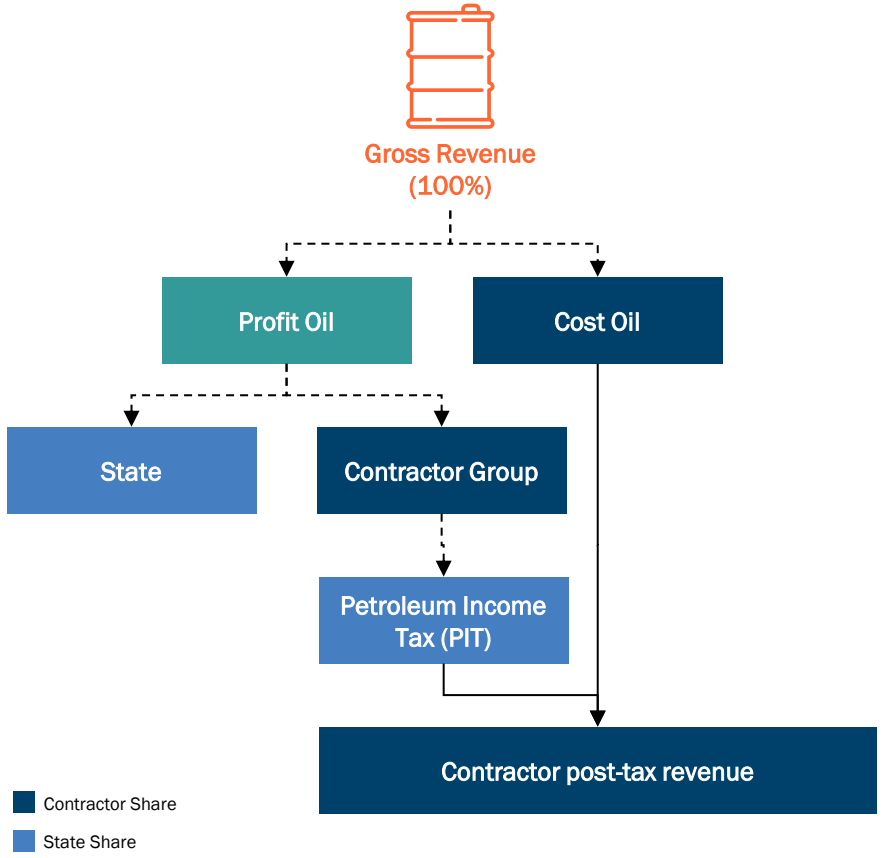

Illustrative Scenario Assuming Full Cost Recovery

	Key Fiscal Terms		
		Block 3.05	Block 3.05A (Producing)
A	**Cost oil limit**	**75%**	**50%**
	Profit oil sharing		
B	State profit oil share	60%	30%
C	Contractor Group (CG) profit oil share	40%	70%
D	**Petroleum Income Tax (PIT)**	**50%**	**50%**
		Illustrative breakdown	
E	**Gross revenue**	**100%**	**100%**
F = A*E	**Cost oil recovered**	**75%**	**50%**
G = E-F	**Profit oil**	**25%**	**50%**
B*G	State profit share - 60%	15%	15%
H = C*G	CG profit share - 40%	10%	35%
I = F+H	**CG pre-tax revenue**	**85%**	**85%**
	PIT payable (50% of CG profit share)	(5%)	(18%)
J = D*H	**CG post-tax revenue**	**80%**	**68%**

Why Angola?

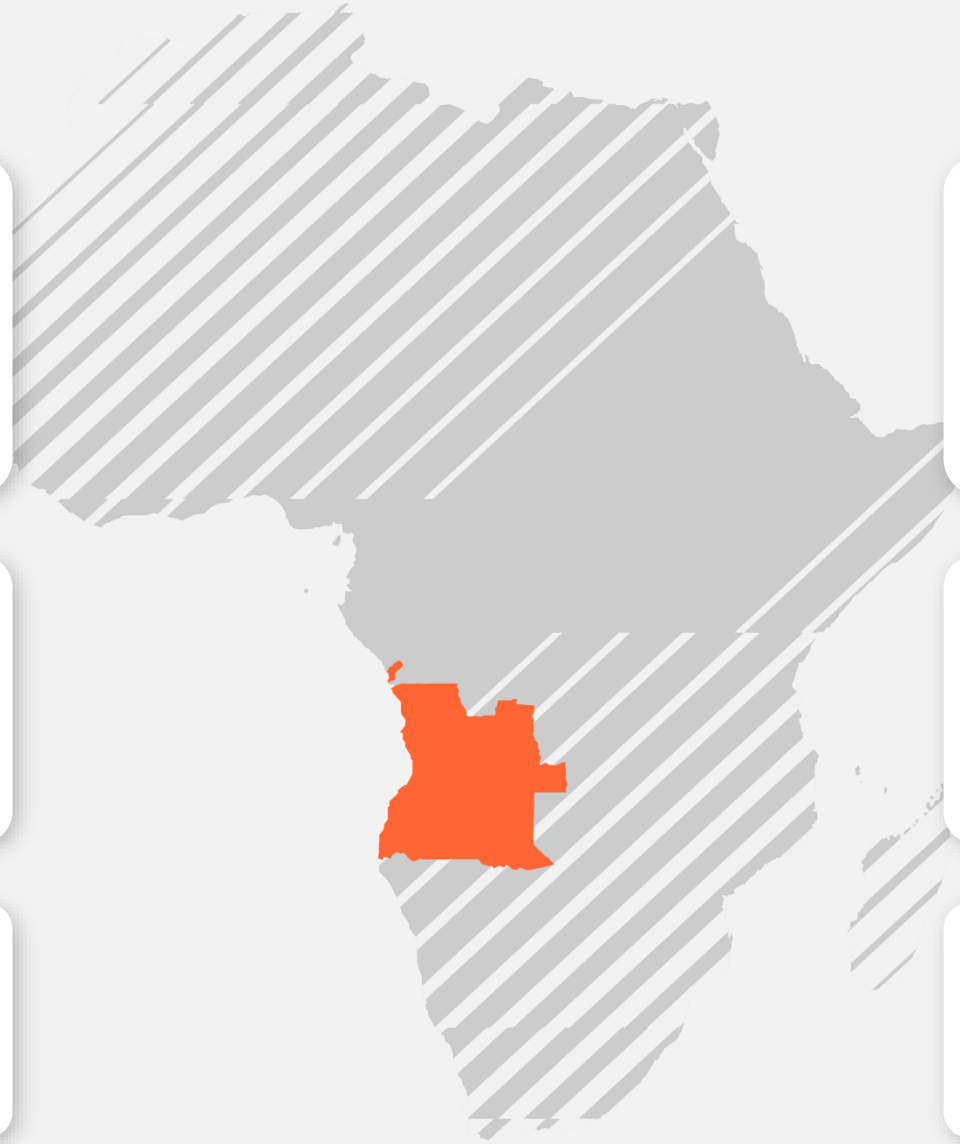

Abundant Resources

Angola is Africa's second-largest oil producer, with vast untapped reserves. High quality mid-life assets primed for optimisation following prolonged period of underinvestment.

Stable political environment

A stable political environment has led to reforms which have improved economic stability and transparency in Angola's business environment.

New Venture Opportunities

Undeveloped and high-impact blocks being made available (eg Onshore Kwanza Basin Licensing Round).

Government Support

The Angolan government is actively seeking to attract foreign direct investment, offering incentives such as tax breaks and partnerships with the state-owned oil company, Sonangol.

Improved fiscal environment

The Angolan government continues to reduce the burden on international oil companies to attract foreign investments.

Improved governance

The establishment of the ANPG regulates the industry in line with global best practice.

Angola's Positive Transition

GDP:
$106.7bn (World ranking 68, World Bank 2022)

Population:
35.6mn (World ranking 43, World Bank 2022)

Head of government:
João Lourenço (President)

Next elections:
2027, presidential and legislative

Corruption Perception Index (2023):
Angola received a score of 33 (on a scale from 0-100) and has shown significant improvements over the past years, gaining 14 points on the CPI since 2018.

Oil sector continues to play significant role and accounts for

- 40% of GDP in 2022
- More than 80% of exports
- Close to 60% of the government's revenue

2017

- Mr Lourenço becomes president in elections replacing José Eduardo dos Santos, who ruled Angola for nearly four decades after independence in 1975 and through a long civil war that ended in 2002.

2018

- IMF approved a three-year, $3.7bn loan. The IMF loan was contingent on Angola implementing multiple reforms including the 'Strategic Plan for the Prevention and Fight against Corruption' (2018-2022).
- Foreign Exchange Reforms: Repatriation of Capital; Foreign Exchange Liberalization.

2019

- Creation of ANPG to act as the regulator and concessionaire for the sector, separating these roles from the national oil company.
- Privatisation programme (2019-2022) launched, which entails the transfer of assets of nearly two hundred state-owned or state-controlled companies to the private sector — including several assets of Sonangol's economic group —and companies in the agribusiness, finance, transportation, and telecom industries.
- Tax and Fiscal Reforms: New Tax Incentives; Customer Regimes Improvements.

2020 - 2022

- Ratified the Paris Agreement on climate change (2020).
- Accepted as an 'Extractive Industry Transparency Initiative' implementing country.

2023

- National Development Plan (2023-2027) approved, which includes investments in education, reducing gender gaps, increasing access to finance, strengthening climate resilience, and sustaining efforts to improve governance.

Trading Economics, International Monetary Fund, Extractive Industries Transparency Initiative, World Bank and Angola Government Data.

Afentra's Founding Principles

The Global Energy Transition will take time.

Hydrocarbons are part of the transition and will continue to remain important in the overall energy mix.

It is vitally important that we **responsibly manage what has already been found.**

The **socio-economic impact of the energy transition** needs to be considered alongside the **climate impact.**

Afentra was formed to deliver this balance and **create significant value** for shareholders.

Current global energy environment make these principles more relevant today than when Afentra was founded in 2021

Analyst Coverage

- Research on Afentra is conducted independently and not commissioned by the company.
- For access, please contact the respective analysts or their institutions.

Analysts Covering Afentra

Firm	Analyst	Contact
Canaccord Genuity	Phil Hallam	phallam@cgf.com
Cavendish	James McCormack	jmccormack@cavendish.com
Peel Hunt	Sam Wahab	sam.wahab@peelhunt.com
Shore Capital	James Hosie	james.hosie@shorecap.co.uk
Tennyson	Tim Hurst-Brown	tim.hurst-brown@tennysonsecurities.co.uk

For the latest updates, please visit the **Analyst Coverage** section of our website

Afentra

Sustainable change

Uniquely positioned to capitalise on the African Energy Transition

1.

Significant hydrocarbon resource base in Africa with material M&A pipeline

2.

Gap in market for credible operators to facilitate safe and responsible transition

3.

Proven team with significant experience of working in Africa

4.

Committed to responsible stewardship and positive stakeholder outcomes

5.

African Energy Transition provides compelling investment opportunity